



Part 2 – Sanitation Solutions

2.1 Improving the Enabling Environment


Inclusive urban sanitation – Capacity development for consultants



Illustrate the importance of an enabling environment for successful sanitation interventions




Identify options for improvement in the enabling environment



Prepare practical action steps involving the stakeholders for delivering aforementioned improvements

- Introduce the case study of Sanitown
- The case study will show how Sanitown's enabling (or "disabling") environment influences its sanitation conditions
- Identify key typical interventions in the enabling environment
- Groupwork identifying enabling environment activities to deliver improved sanitation services



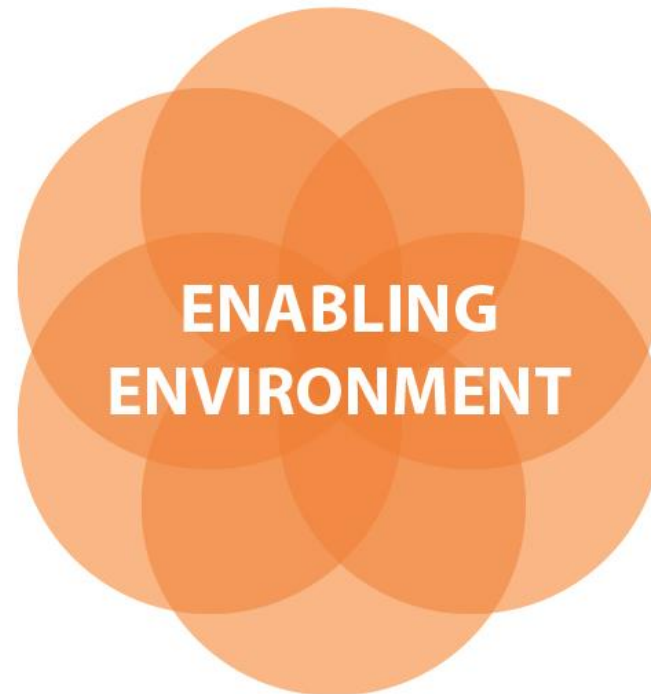
Sanitown is
summarised on
pages 20-22

Recap of the Enabling Environment

Policies and Coordination mechanisms to deliver citywide inclusive sanitation

Institutions with clearly defined **Roles, Accountability mechanisms and Incentives**


Communication with service users to understand needs and promote services



Legal and Regulatory framework, backed by **Monitoring and Enforcement**

Planning and Financing systems, including smart **Subsidy mechanisms**

Skills and Capacity to deliver services, in both public and private sectors



This diagram is on page 4 of Participant Resource Booklet.



Extract from ConCaD On-line course Mod 16

*Trainer: proceed to next slide
to watch video*

- Participant resource Book session 2.1 (page 20-22) has a summary of Sanitown
- Your slide handouts have slides summarising the points made for your information, but do not follow the video precisely
- As you watch the video, identify some interventions to help fix the problems. Think about the 6 aspects of enabling environment we've just reminded you of.

A failed project





Based on this background of Sanitown, what do you think are some **priority interventions** to improve the enabling environment in Sanitown?

Think about the 6 aspects of enabling environment, viz:

1. Policies and Coordination mechanisms
2. Institutional roles, accountabilities, etc
3. Legal and Regulatory framework and enforcement, etc
4. Communications with service users
5. Effective planning and financial systems
6. Skills and capacities to delivery services



4 mins



Interventions needed in Sanitown

- Develop policy and legal provisions for non-sewered sanitation
- Establish regulated technical and financial autonomy for the sewerage department
- Regulate and enforce on-site sanitation containment standards
- Develop a revenue stream for sanitation services
- Promote sewerage connections in existing service area
- Increase the technical capacity of sewerage operator
- Formalise and develop the business and technical capacity of small-scale emptiers as service providers
- Establish licensing arrangements and credit lines for vacuum tankers



Instructions

Work as a table group.

Do activity 2.1 in the Table Workbook (page 8).


Use the "Intervention-tables" given out by the trainer and the cards in the envelope with the activities.

You may also want to refer to the

Sanitown case study in your

Participant Resource Booklet (pp20-21) and your Power Point Handouts for Session 2.1

10 mins



- The enabling environment affects sanitation conditions in many ways
- Improving the enabling environment requires many types of interventions with a range of stakeholders
- Fixing the enabling environment is as important for delivering sanitation services as fixing the toilets